

Board games

Make a board like this.

The numbers are arranged differently from usual, but the games will still work if you use a normal snakes and ladders board.

91	92	93	94	95	96	97	98	99	100
81	82	83	84	85	86	87	88	89	90
71	72	73	74	75	76	77	78	79	80
61	62	63	64	65	66	67	68	69	70
51	52	53	54	55	56	57	58	59	60
41	42	43	44	45	46	47	48	49	50
31	32	33	34	35	36	37	38	39	40
21	22	23	24	25	26	27	28	29	30
11	12	13	14	15	16	17	18	19	20
1	2	3	4	5	6	7	8	9	10

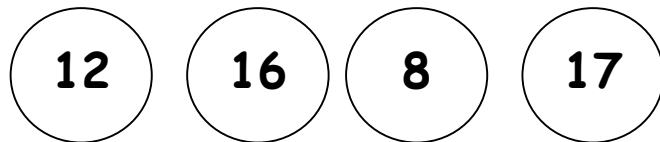
Targets for pupils in Year 2

- ◆ Roll a dice twice. Add the two numbers.
- ◆ Move along that number of spaces. Before you move, you must work out what number you will land on.
- ◆ If you are wrong, you don't move!
- ◆ The first to the end of the board wins.

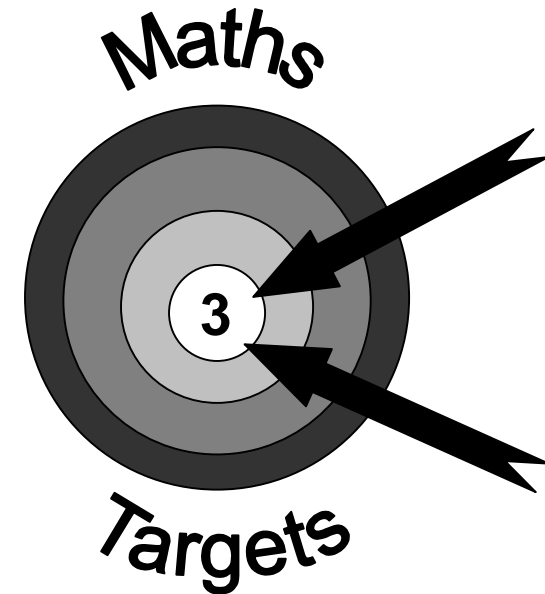
For a change, you could roll the dice and move backwards. Or you could roll the dice once, then move the number that goes with your dice number to make 10, e.g. throw a 3, move 7.

Circle trios

Draw four circles each on your piece of paper. Write four numbers between 3 and 18, one in each circle.



- ◆ Take turns to roll a dice three times and add the three numbers.
- ◆ If the total is one of the numbers in your circles then you may cross it out.
- ◆ The first to cross out all four circles wins.



A booklet for parents

Help your child with mathematics

Targets – Year 2 ₃

By the end of Year 2, most children should be able to...

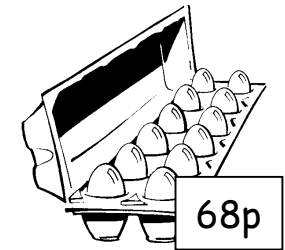
- Count to at least 100, and read and write numbers to 100.
- Given any six numbers up to 100, put them in order.
- Count forwards and backwards in ones or tens from any two-digit number, e.g. *twenty-six, thirty-six, forty-six...*
- Recognise odd and even numbers.
- Add and subtract numbers under 20 in their heads.
- Know pairs of 'tens' numbers that make 100, e.g. $30 + 70$.
- Double and halve small numbers, e.g. double 9 is 18, and half of 18 is 9.
- Know by heart the 2 and 10 times tables.
- Find the total value of a handful of coins to £1.
- Measure or weigh using metres, centimetres, kilograms or litres.
- Use a ruler to draw and measure lines to the nearest centimetre.
- Tell the time to the half and quarter hour.
- Name and describe common 2-D and 3-D shapes.
- Solve simple number problems, and explain how to work them out.

_____ is working on the targets that are ticked.

About the targets

These targets show some of the things your child should be able to do by the end of Year 2.

A target may be harder than it seems, e.g. a child who can count up to 100 may still have trouble saying which number comes after 47 or which number comes before 50.



Fun activities to do at home

Shopping maths

After you have been shopping, choose 6 different items each costing less than £1. Make a price label for each one, e.g. 39p, 78p. Shuffle the labels. Then ask your child to do one or more of these.

- ◆ Place the labels in order, starting with the lowest.
- ◆ Say which price is an odd number and which is an even number.
- ◆ Add 9p to each price in their head.
- ◆ Take 20p from each price in their head.
- ◆ Say which coins to use to pay exactly for each item.
- ◆ Choose any two of the items, and find their total cost.
- ◆ Work out the change from £1 for each item.

Straight lines

Choose 4 different lengths between 5 and 20 centimetres. Use a ruler marked in centimetres. Draw lines of each length.